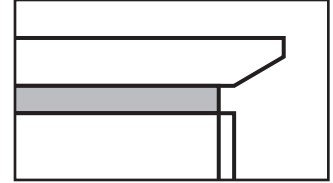


Reception Collection

Wood Edge

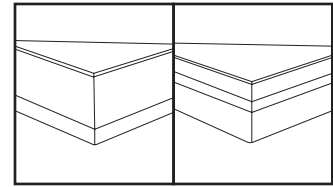
Sierra Series

1 1/8"-thick, high gloss, high pressure laminate tops with 1 3/8" reverse knife-edge, real wood detail and reveal line. Corners are mitered. Inset modesty.



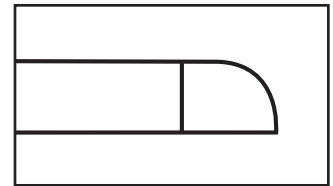
Pacifica Series

1 1/8"-thick, high gloss, high pressure laminate tops with two choices of 1 3/8" real wood detail: Traditional or Transitional. Corners are mitered. Inset modesty.



Lariat Series

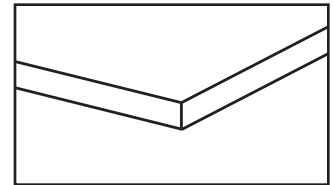
1"-thick, thermally-fused melamine tops with 1 3/8" quarter-round, real wood detail and mitered corners. Solid, one-piece front.



Edge Band

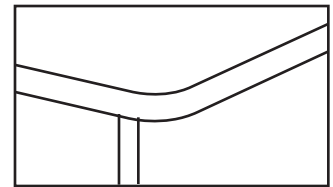
Vista Series

1"-thick, thermally-fused melamine tops with 3mm-thick PVC edges. Inset modesty.



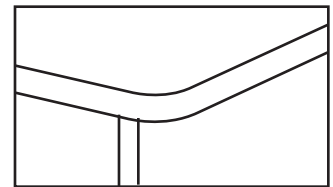
Sunset Series

1"-thick, thermally-fused melamine tops with 3mm-thick PVC edges. Postformed verticals on end panels. Solid, one-piece front.



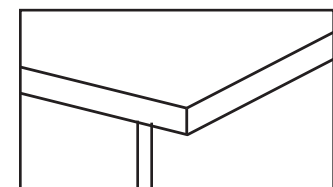
Maverick Series

1"-thick thermally-fused melamine tops with 3mm-thick PVC edges. Solid, one-piece front.



Arroyo Series

1"-thick thermally-fused melamine (TFM) laminate tops with 3 mm-thick PVC edge banding. Corners are square. Chassis is 3/4"-thick TFM. Solid, one-piece front.



Reception Collection

The Reception Collection presents reception units from Sierra, Pacifica, Lariat, Maverick, Sunset and Arroyo Series. The details of each are shown on the facing page and below. The color selections available are specified in each of the individual Series sections, and on the back cover.

Product Specifications

GENERAL

- 12 standard colors for wood edged series
- All 16 standard colors are available for edge banded series. See back cover

REAL WOOD EDGES

SIERRA

- 1/4"-thick high gloss, high pressure laminate (HPL) with reveal line on both transaction counter and worksurface
- 1 3/4"-deep, real-wood trim in reverse knife-edge detail on both transaction counter and worksurfaces
- Fan-front transaction counter on desk front only
- Full pedestals - one box/box/file and one file/file, locking
- Inset modesty with no-charge metallic HPL options



Configuration SSRCAL3672L shown above.

PACIFICA

- 1/4"-thick high gloss, high pressure laminate (HPL) on both transaction counter and worksurfaces
- 1 3/4"-deep, real-wood trim in choice of two details, Traditional or Transitional on both transaction counter and worksurfaces. Mitered corners on wood trim
- Fan-front transaction counter on desk front only
- Full pedestals - one box/box/file and one file/file, locking
- Inset modesty with optional VS UMOD (\$260) upgrade to metallic HPL

LARIAT

- 1"-thick thermally fused melamine (TFM)
- 1 3/4"-deep real wood edge trim in comfortable quarter-round detail with mitered corners on both transaction counters and worksurfaces
- Straight front on desk transaction counter may be upgraded to fan-front (LR FAN), see p. 137 for upcharge (\$340)
- Transaction counter for return is standard
- 3/4 pedestals, box/file, are standard
- One-piece front with woodgrain horizontal

EDGE BAND

VISTA

- 1"-thick thermally fused melamine (TFM)
- 3mm PVC edge banding on both transaction counter and worksurfaces
- Fan-front transaction counter on desk only
- Full pedestals - one box/box/file and one file/file, locking
- Inset modesty with optional VS UMOD (\$260) upgrade to metallic HPL

SUNSET

- 1"-thick thermally fused melamine (TFM)
- 3mm PVC edge banding on both transaction counters and worksurfaces
- Straight front on transaction counter of desk is standard. Fan-front transaction may be specified at no up-charge
- Corners of transaction counters are radiused (rounded)
- Transaction counter for return is standard
- 3/4 pedestals, box/file, are standard
- One-piece front with woodgrain horizontal
- Vertical post-forming (90°) is the distinguishing feature of Sunset. The end panels are postformed (rounded), with black reveal lines, on both vertical edges as is the desk modesty edge opposite the pedestal

MAVERICK

- 1"-thick thermally fused melamine (TFM)
- 3mm PVC edge banding on both transaction counter and worksurfaces
- Straight front on transaction counter is standard. Fan-front transaction may be specified at no up-charge
- Corners of transaction counter are radiused (rounded)
- 3/4 pedestals, box/file, are standard
- One-piece front with woodgrain horizontal

ARROYO

- 1"-thick thermally fused melamine (TFM)
- 3mm PVC edge banding on both transaction counter and worksurfaces
- Straight front on transaction counter is standard. Fan-front transaction may be specified at no up-charge
- Corners of transaction counter are radiused (rounded)
- 3/4 pedestals, box/file, are standard
- One-piece front with woodgrain horizontal
- Chassis of Arroyo Series including the reception, is entirely of 3/4"-thick TFM. Arroyo Series does not have the durability of other series

NOTE: Dimensions in this price list are nominal

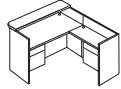
Reception Collection

Statement of Line

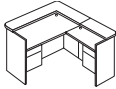
RECEPTION:



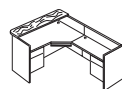
Reception - Single Ped
Single ped, desk only transaction
(RCAS)



Reception - "L" Shape
Desk transaction counter only
(RCAX)



Reception - "L" Shape
Transaction counter on desk & return
(RCAL)



Reception - "L" Shape Computer
Desk transaction counter only
(RCDX)



Reception - "L" Shape Computer
Transaction counter on desk & return
(RCDL)



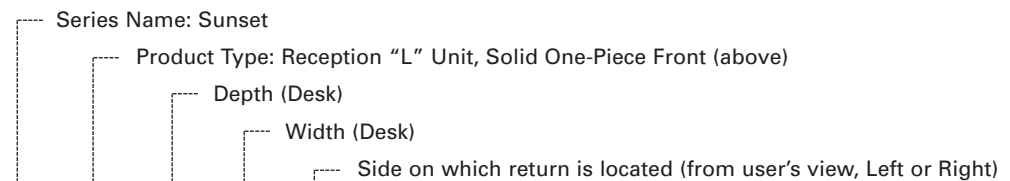
Reception - Double Ped
Desk transaction Counter
(RCAD)

NOTES:

- Before ordering, ensure that the building and room access, including elevators, will accommodate furniture of this size. Use of pin-and-cam construction does facilitate some disassembly.
- Details of front transaction counter vary by series as do pedestals.
- Handles and locks standards vary by series.

How to Order Reception Units

WORKSURFACE UNITS: RECEPTION UNITS



1. Product number: **SS RCAL 36 72 L**
2. Specify worksurface finish. See back cover.
3. Specify worksurface edge trim finish. Matching color edge is standard. See back cover.
4. Specify chassis finish. Matching color edge trim is standard. See back cover.
5. Specify handle (upgrade) options. See page 170 for prices. Choice of handles standard on Sierra, Pacifica, and Vista
6. Specify other accessories and upgrade options. See below and pages 170-177.

HANDLE CHOICES:

NOTE: H2, H3, H5 thru H9 are \$20 each; H1 and H4 are \$10 each on Lariat, Maverick, Arroyo and Sunset. No charge on other series.



Mini Waterfall Black
(MM H1B)



Mini Waterfall Silver
(MM H1S)



Solid Elliptical Black
(MM H2)



Crescent Black
(MM H3B)



Crescent Silver
(MM H3S)



Waterfall Black (Plastic)
(MM H4)



Elliptical Black
(MM H5B)



Elliptical Silver
(MM H5S)



Crescent Textured Nickel
(MM H6)



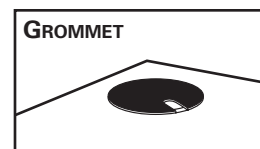
Flared Nickel
(MM H7)



Bow
(MM H8)



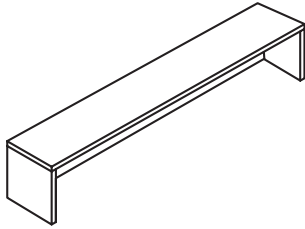
Curved
(MM H9)



Black grommet standard. Upgrade to optional silver color, p. 175

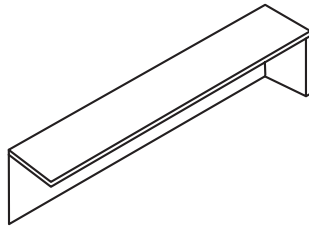
Reception Collection

Reception Bridges (Maverick Series Only)



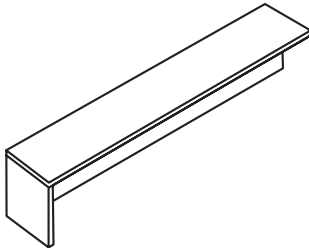
Reception Bridge (No approach overhang)

Model#	Depth	Width	Height	Weight	Cube	Price
MMRB36	12"	36"	14"	38	1	\$235
MMRB42	12"	42"	14"	43	2	\$245
MMRB48	12"	48"	14"	47	5	\$265
MMRB60	12"	60"	14"	56	6	\$380
MMRB66	12"	66"	14"	61	7	\$430
MMRB72	12"	72"	14"	65	7	\$480



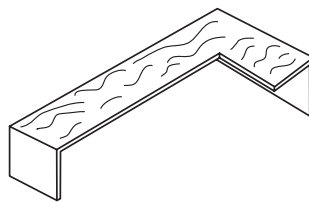
Reception Bridge Return, Right (No approach overhang)

Model#	Depth	Width	Height	Weight	Cube	Price
MMRBR36R	12"	36"	14"	32	1	\$235
MMRBR42R	12"	42"	14"	37	2	\$245
MMRBR48R	12"	48"	14"	42	5	\$265
MMRBR54R	12"	54"	14"	47	6	\$320
MMRBR60R	12"	60"	14"	51	6	\$380
MMRBR66R	12"	66"	14"	56	7	\$430
MMRBR72R	12"	72"	14"	60	7	\$480



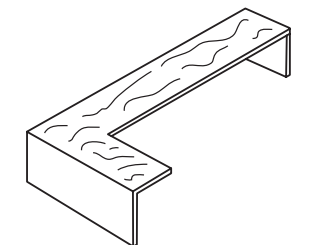
Reception Bridge Return, Left (No approach overhang)

Model#	Depth	Width	Height	Weight	Cube	Price
MMRBR36L	12"	36"	14"	32	1	\$235
MMRBR42L	12"	42"	14"	37	2	\$245
MMRBR48L	12"	48"	14"	42	5	\$265
MMRBR54L	12"	54"	14"	47	6	\$320
MMRBR60L	12"	60"	14"	51	6	\$380
MMRBR66L	12"	66"	14"	56	7	\$430
MMRBR72L	12"	72"	14"	60	7	\$480



Reception "L" Bridge, Right Return (12" deep, one-piece counter top)

Model#	Depth	Width	Height	Weight	Cube	Price
MMRBL3072R	30"	72"	14"	88	18	\$615
MMRBL3672R	36"	72"	14"	92	21	\$700



Reception "L" Bridge, Left Return (12" deep, one-piece counter top)

Model#	Depth	Width	Height	Weight	Cube	Price
MMRBL3072L	30"	72"	14"	88	18	\$615
MMRBL3672L	36"	72"	14"	92	21	\$700

Notes on standard woodgrain directions:

- The front on the bridge or return unit will display the woodgrain running horizontally for 66" or larger
- On other vertical surfaces, the woodgrain runs vertically
- Worksurface woodgrain on bridge for desk runs left-to-right
- The return countertop grain direction coordinates with the desk surface, running from user's side-to-approach side except on 66" to 72" returns

Reception Collection

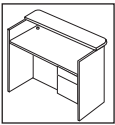
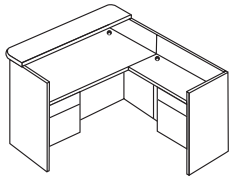
MODEL #					
SERIES (SPECIFY)	DEPTH	WIDTH	HEIGHT	WEIGHT	CUBE
RCAX3060 R*72"	60"	42"	390	92	
RCAX3072 R	84"	72"	425	92	
RCAX3672 R	90"	72"	430	92	
RCAX3684 R	90"	72"	430	92	
RCAS3072 R	30"	72"	250	63	
RCAD3072	30"	72"	320	63	

NOTE: Before ordering, ensure that the building and room access, including elevators, will accommodate furniture of this size. Use of pin-and-cam construction does facilitate some reassembly.

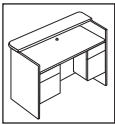
LIST PRICE BY SERIES						
SR (SIERRA)	PA (PACIFICA)	LR (LARIAT)	VS (VISTA)	SS (SUNSET)	MM (MAVERICK)	AR (ARROYO)

Reception Units (L and Front), Right Return 24" x 48"* (Desk counter only)

					\$1,895	\$1,670
	\$3,900	\$2,900	\$2,600		\$2,010	
					\$2,225	
					\$1,305	\$935
	\$2,800	\$2,300	\$2,100		\$1,515	



RCAS3072R

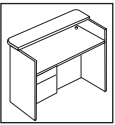
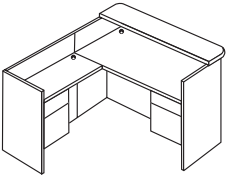


RCAD3072

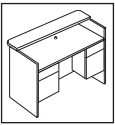
Counter top is 12" deep. Counter top approach overhang is 6". Worksurface black grommets standard. Fan top on approach side of desk counter may be specified at no upcharge, insert F before C (e.g. MMRFCAX3060R). Transaction counter-to-desktop clearance is 11 3/4". *MMRCAR3060 comes with a 20"x36" return. ARRFACAX3072R comes with a 24"x42" return. Upgrade grommet cover to silver, see p. 175. Sierra series desk has Box/Box/File pedestal, return is 24"x 48" and has File/File pedestal. Please specify modesty option from p. 102.

Reception Units (L and Front), Left Return 24" x 48"* (Desk counter only)

					\$1,895	\$1,670
	\$3,900	\$2,900	\$2,600		\$2,010	
					\$2,225	
					\$1,305	\$935
	\$2,800	\$2,300	\$2,100		\$1,515	



RCAS3072L



RCAD3072

Counter top is 12" deep. Counter top approach overhang is 6". Worksurface black grommets standard. Fan top on approach side of desk counter may be specified at no upcharge, insert F before C (e.g. MMRFCAX3060R). Transaction counter-to-desktop clearance is 11 3/4". *MMRCAL3060 comes with a 20"x36" return. ARRFACAX3072R comes with a 24"x42" return. Upgrade grommet cover to silver, see p. 175. Sierra series desk has Box/Box/File pedestal, return is 24"x 48" and has File/File pedestal. Please specify modesty option from p. 102.

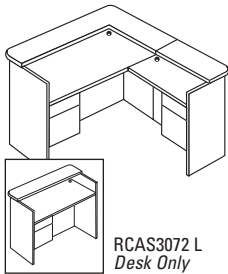
Notes on standard woodgrain directions:

- The one-piece vertical front on the desk of the unit will display the woodgrain running horizontally (except 60")
- On other vertical surfaces, the woodgrain runs vertically
- Worksurface woodgrain on desk runs left-to-right
- The return worksurface grain direction coordinates with the desk surface, running from user's side to the approach side
- Transaction counter woodgrain runs the same direction as the worksurface woodgrain

Reception Collection

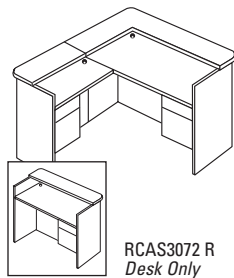
NOTE: Before ordering, ensure that the building and room access, including elevators, will accommodate furniture of this size. Use of pin-and-cam construction does facilitate some reassembly.

MODEL #						LIST PRICE BY SERIES						
SERIES (SPECIFY)	DEPTH	WIDTH	HEIGHT	WEIGHT	CUBE	SR	PA	LR	VS	SS	MM	AR
						(SIERRA)	(PACIFICA)	(LARIAT)	(VISTA)	(SUNSET)	(MAVERICK)	(ARROYO)
Reception "L" Unit, Solid One-Piece Front, Right Return 24" x 48"*												
RCAL3060 R	72"	66"	42"	400	92			\$2,985		\$2,115	\$2,025	
RCAL3072 R	84"	78"	42"	435	104			\$3,095		\$2,265	\$2,170	
RCAL3672 R	90"	78"	42"	439	115			\$3,215		\$2,430	\$2,255	
RCAL3684 R	90"	90"	42"	522	127					\$2,480	\$2,450	
RCAS3072 R	78"	72"	42"	435	82						\$1,305	\$935



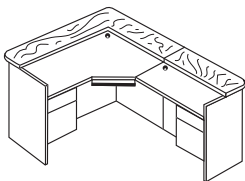
Counter top is 12" deep. Counter top approach overhang is 6". Worksurface black grommets standard. Fan top on approach side of desk counter may be specified at no upcharge, insert F before C (e.g. MMRFCAL3060R). Transaction counter to desktop clearance is 11 3/4". Upgrade grommet cover to silver, see p. 175.
*MM & SSRCAL3060 comes with a 20"x36" return. ARRFCAX3072R comes with a 24"x42" return

MODEL #						LIST PRICE BY SERIES						
SERIES (SPECIFY)	DEPTH	WIDTH	HEIGHT	WEIGHT	CUBE	SR	PA	LR	VS	SS	MM	AR
						(SIERRA)	(PACIFICA)	(LARIAT)	(VISTA)	(SUNSET)	(MAVERICK)	(ARROYO)
Reception "L" Unit, Solid One-Piece Front, Left Return 24" x 48"*												
RCAL3060 L	72"	66"	42"	400	92			\$2,985		\$2,115	\$2,025	
RCAL3072 L	84"	78"	42"	435	104			\$3,095		\$2,265	\$2,170	
RCAL3672 L	90"	78"	42"	439	115			\$3,215		\$2,430	\$2,255	
RCAL3684 L	90"	90"	42"	522	127					\$2,480	\$2,450	
RCAS3072 L	78"	72"	42"	435	82						\$1,305	\$935



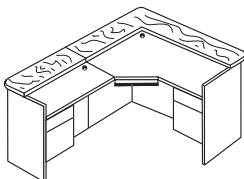
Counter top is 12" deep. Counter top approach overhang is 6". Worksurface black grommets standard. Fan top on approach side of desk counter may be specified at no upcharge, insert F before C (e.g. MMRFCAL3060L). Transaction counter to desktop clearance is 11 3/4". Upgrade grommet cover to silver, see p. 175.
*MM & SSRCAL3060 comes with a 20"x36" return. ARRFCAX3072L comes with a 24"x42" return

MODEL #						LIST PRICE BY SERIES						
SERIES (SPECIFY)	DEPTH	WIDTH	HEIGHT	WEIGHT	CUBE	SR	PA	LR	VS	SS	MM	AR
						(SIERRA)	(PACIFICA)	(LARIAT)	(VISTA)	(SUNSET)	(MAVERICK)	(ARROYO)
Computer Reception "L" Unit, Solid One-Piece Front, Right Return 24" x 48"												
RCDL3672 R	90"	78"	42"	435	88			\$3,250		\$2,450	\$2,255	



Counter top is 12" deep. Counter top approach overhang is 6". Worksurface black grommets and keyboard tray standard. Fan top to approach side of desk counter may be specified at no upcharge, insert F before C (e.g. MMRFCDL3672R). Transaction counter to desktop clearance is 11 3/4". Upgrade grommet cover to silver, see p. 175.

MODEL #						LIST PRICE BY SERIES						
SERIES (SPECIFY)	DEPTH	WIDTH	HEIGHT	WEIGHT	CUBE	SR	PA	LR	VS	SS	MM	AR
						(SIERRA)	(PACIFICA)	(LARIAT)	(VISTA)	(SUNSET)	(MAVERICK)	(ARROYO)
Computer Reception "L" Unit, Solid One-Piece Front, Left Return 24" x 48"												
RCDL3672 L	90"	78"	42"	435	88			\$3,250		\$2,450	\$2,255	



Counter top is 12" deep. Counter top approach overhang is 6". Worksurface black grommets and keyboard tray standard. Fan top to approach side of desk counter may be specified at no upcharge, insert F before C (e.g. MMRFCDL3672R). Transaction counter to desktop clearance is 11 3/4". Upgrade grommet cover to silver, see p. 175.

Notes on standard woodgrain directions:

- The one-piece vertical front on the desk of the unit will display the woodgrain running horizontally
- On other vertical surfaces, the woodgrain runs vertically
- Worksurface woodgrain on desk runs left-to-right
- The return worksurface grain direction coordinates with the desk surface, running from user's side to the approach side
- Transaction counter woodgrain runs the same direction as the worksurface woodgrain